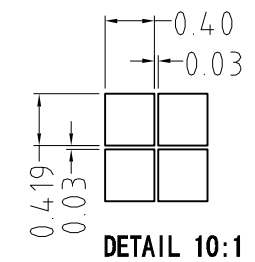
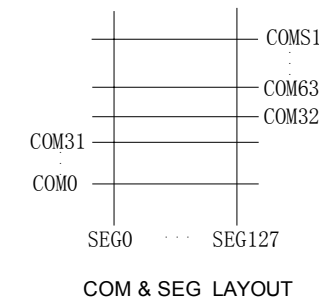


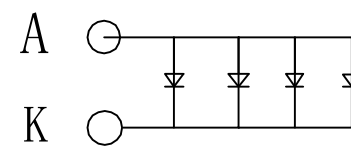
PIN Description	
PIN	Symbol
1	IRS
2	P/S
3	VDD
4	VR
5	V0
6	V4
7	V3
8	V2
9	V1
10	CAP2-
11	CAP2+
12	CAP1+
13	CAP1-
14	CAP3+
15	VOUT
16	VSS
17	VDD
18	D7
19	D6
20	D5
21	D4
22	D3
23	D2
24	D1
25	D0
26	RD
27	WR
28	A0
29	/RES
30	/CS1



NOTES:

- | | |
|---------------------------|---------------|
| 1. DISPLAY TYPE: | FSTN/POSITIVE |
| 2. OPERATING VOLTAGE: | 9.0V |
| 3. OPERATING TEMPERATURE: | -10°C~60°C |
| 4. STORAGE TEMPERATURE: | -20°C~70°C |
| 5. DRIVE MODE: | 1/65D,1/9B |
| 6. VIEWING DIRECTION: | 6:00 |
| 7. POLARIZER TYPE: | TRANSFLECTIVE |
| 8. CONNECTOR: | COG/ST7565R |
| 9. CUSTOMER No.: | |
| 10. Unassigned tolerances | ±0.20. |

电路图 CIRCUIT DIAGRAM (WHITE LED 1*4=4dies)



REVISION RECORD		DATE	SHENZHEN ET TECHNOLOGY CO.LTD.			
			Email: east@eastet.com			
A	FIRST ISSUE		TITLE:	LCM OUTLINE DIMENSION	GEN.TOL.: ±0.2	
B	按照客户要求, 线长更改为25mm.	2014.09.18	Model NO.	ET-G12864-28	PRO.(3):	
C			Part NO.	SPEC-ET-G12864-28-FBSW	VER.:	A
D			DRAWN	JLS	DATE	2014.09.16
E			CHECKED		DATE	
F			APPROVED		DATE	
					SHEET:	1
					UNIT:	mm
					SCALE:	1:1