由 Autodesk 教育版产品制作

J1

Pin assignment	
No	Symbol
1	VSS
2	/CS
3	/RES
4	A0
5	/WR
6	/RD
7	D0
8	D1
9	D2
10	D3
11	D4
12	D5
13	D6
14	D7
15	VDD
16	VSS
17	WARN1&3
18	WARN2
19	VDD1
20	/BLON

J2

Pin assignment	
No	Symbol
1	VOUT+
2	V0
3	VDD
4	VSS
5	D0
6	D1
7	D2
8	D3
9	DISP
10	LP
11	M
12	CP
13	FLM
14	LED_A

J3

Pin assignment	
No	Symbol
1	VSS
2	VDD
3	V0
4	/WR
5	/RD
6	/CS
7	A0
8	/RST
9	D0
10	D1
11	D2
12	D3
13	D4
14	D5
15	D6
16	D7
17	LED_A
18	VEE
19	LED_A
20	LED_K

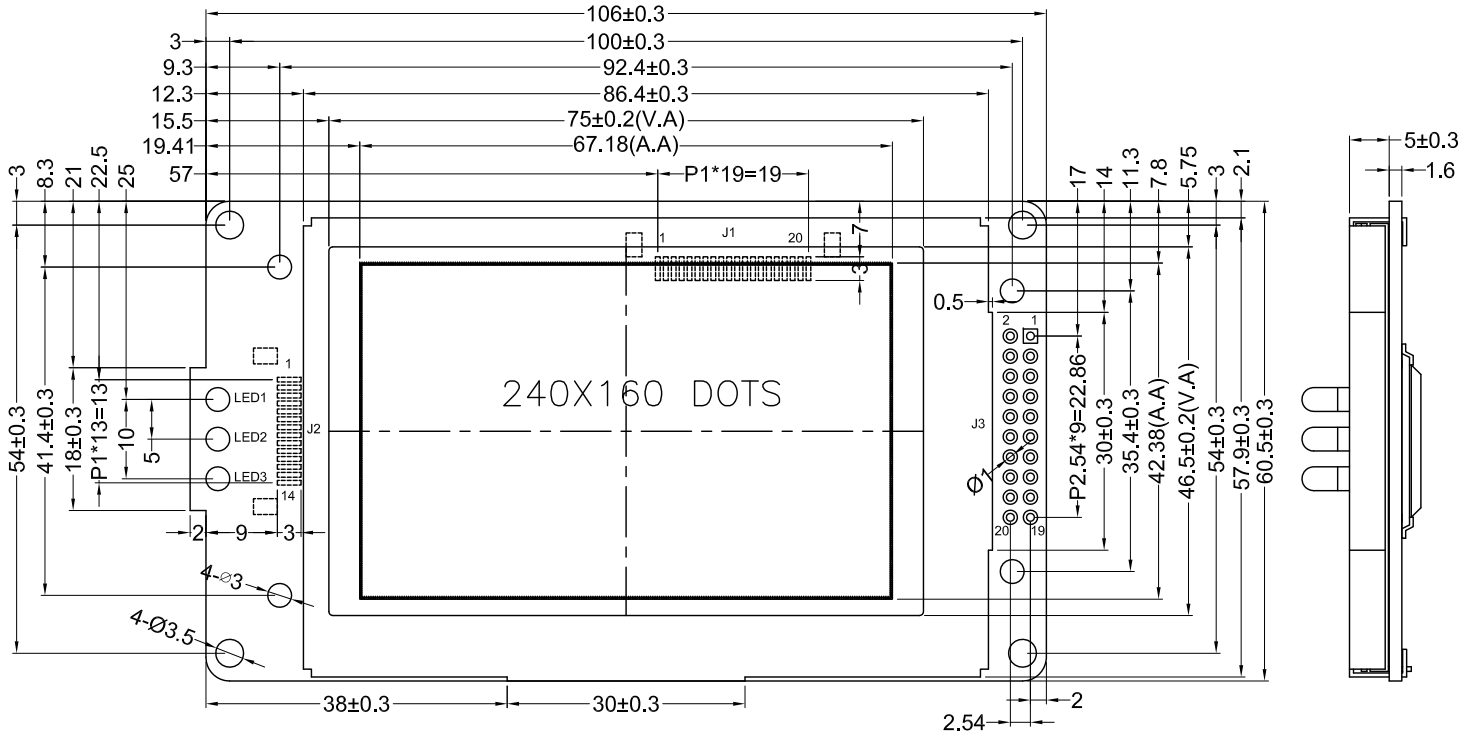

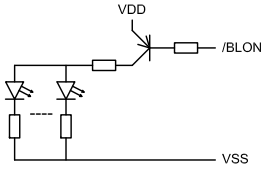

BL Circuit

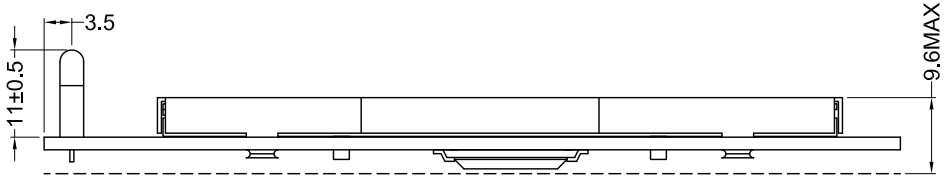

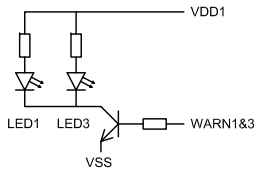

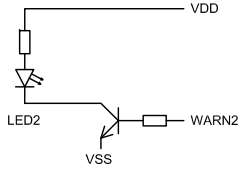

Warning LEDs

NOTES:

1. Display type:STN/Blue
2. Viewing direction:9 O'CLOCK
3. Drive method:1/160DUTY 1/12BIAS
4. Polarizer mode:Transmissive/Negative
5. Operation temperature:-20°C~+70°C
6. Storage temperature:-30°C~+80°C
7. Driver/Controller IC:RA8835 or equivalent
8. Operating Voltage:5V
9. Backlight: LED White, V_{LED_A}=5V, If=135mA
10. LED1~LED3:Ø3mm clear case red LEDs
11. The dimension with "( )" is reference
12. Tolerance is ±0.3 unless otherwise noted

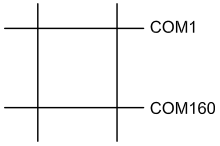

Panel wiring

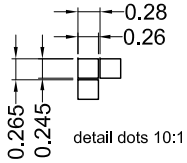

detail dots 10:1

REVISION RECORD		DATE	SHENZHEN ET TECHNOLOGY CO.,LTD. HTTP:// www.eastet.com E-mail: east@eastet.com				
A	First Issue		TITLE: LCM OUTLINE DIMENSION				GEN.TOL.: ±0.2
B			Model No.: ET-G240160EV1				PRO.(3):
C			Part No.: SPEC-ET-G240160EV1				VER.: A
D			DRAWN	OY	DATE	2011.08.06	SHEET: 1/1
E			CHECKED		DATE		UNIT: mm
F			APPROVED		DATE		SCALE: 1:1

由 Autodesk 教育版产品制作